

ICM standalone operation



Description applies to the modules manufactured from 2024.

- 1) Carefully open the cover.


Be careful to don't damage the fixing pins on the corners !!!



- 2) Move the jumper „to back” (from „standard” operation to „standalone”).



- 3) Close the cover with particular attention to placing correct of the outgoing wires in the market slot.



QUASAR Electronics

✉ Cieslewskich 25k Street
03-017 Warsaw, Poland
☎ +48 22 4273141...44
@ office@quasarelectronics.pl
🌐 www.quasarelectronics.pl/en